



220-240V
50/60 Hz



IP
20



Suspended decorative luminaire for LED light sources.

TECHNICAL DATA

Mounting: suspended, on wire suspension (included)

Body: black glossy plastic material

Colour: black

Diffuser: opal plexiglass (PLX)

ELECTRICAL DATA

Power: 220-240V 50/60Hz

Includes light source: yes

Type of equipment: ED

OPTICAL DATA

Way of lighting: direct

GENERAL DATA

Available on request: DALI

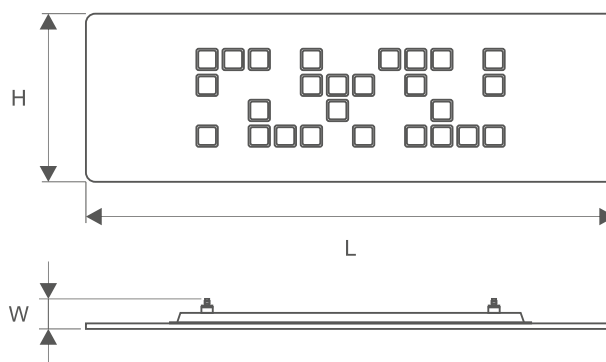
Warranty: 5 years

Application: offices, conference rooms, reception desks, shopping centers, car showrooms, boutiques

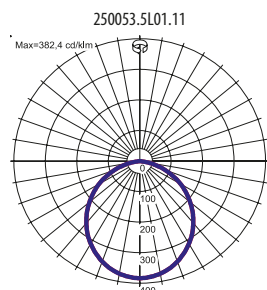


Code	Power LED [W]	Luminaire power [W]	Lumen LED [lm]	Lumen luminaire [lm]	Efficacy [lm/W]	Colour temperature [K]	CRI/Ra
250053.5L01.11	34	40	3400	1650	41	3000	≥80
250053.5L02.11	34	40	3750	1850	46	4000	≥80

Code	Dimensions [mm] L W H	Mounting dimensions [mm] L W	Pallet quantity	Quantity in package	Net weight [kg]
250053.5L01.11	850 270 40	416 58	8	1	4.5
250053.5L02.11	850 270 40	416 58	8	1	4.5



LIGHT BEAM CURVES



Designed by LUG Design Team

Luminous flux tolerance +/- 10%.

Power tolerance +/- 5%.


Lighting beam, light intensity distribution and light efficiency were examined in accordance with the EN ISO 17025:2005 norm for EN13032 norm series and the LM-79 norm.

Date of issue: 15-6-2018

The LUG Company reserves right to introduce any construction changes and improvements into the lighting luminaires

WAY OF LIGHTING

250053.5L01.11



Designed by LUG Design Team

Luminous flux tolerance +/- 10%.

Power tolerance +/- 5%.

Lighting beam, light intensity distribution and light efficiency were examined in accordance with the EN ISO 17025:2005 norm for EN13032 norm series and the LM-79 norm.

Date of issue: 15-6-2018

The LUG Company reserves right to introduce any construction changes and improvements into the lighting luminaires